



UNIVERSITY OF CALIFORNIA
MERCED

GETTING STARTED WITH CATCOURSES AT UC MERCED

A Quick-Start Guide for New Student Orientation




1





UNIVERSITY OF CALIFORNIA
MERCED

WHAT IS CATCOURSES?

- CatCourses is the UC Merced branded name for the Canvas Learning Management System (LMS). It is a cloud-hosted service that houses sites for each course in which instructors can interact with students in their classes.




2



HOW CAN I ACCESS CATCOURSES? BROWSERS

Whether you use a web browser or mobile device (including tablets), you can access CatCourses through a range of accessible options:

- Most recent versions of Google Chrome, Firefox, and Safari are fully supported by CatCourses
 - Ensure your browser is up-to-date for enhanced security and functionality
 - For a full list of supported browsers visit: <https://community.canvaslms.com/docs/DOC-10720-67952720329>




3






HOW CAN I ACCESS CATCOURSES? MOBILE DEVICES

- CatCourses can be accessed through any mobile device by opening <https://catcourses.ucmerced.edu/> on your preferred internet browser
- CatCourses also has dedicated apps (iOS & Android) for a more mobile friendly experience (search for “Canvas LMS”)
 - [Apple App Store \(iOS\)](#)
 - [Google Play Store \(Android\)](#)




4






LOGGING INTO CATCOURSES

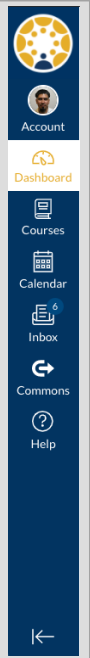
- Visit: <https://catcourses.ucmerced.edu/>
- Log-in through UC Merced Single Sign-On




5


NAVIGATING CATCOURSES



- The Navigation Bar will be on the left side of the screen
- Through the Navigation Bar you can access your Account Settings, Dashboard, Course list, Calendar, Inbox, and Help menu
 - The Help Menu provides 24/7 support for CatCourses
- Click the left arrow button at the bottom of the Navigation Bar to hide the bar

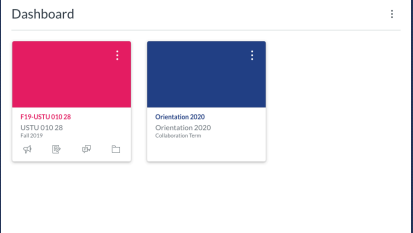




6




THE DASHBOARD

- The Dashboard features your current favorited classes and allows for easy navigation
- Change class display names by clicking on the three dots at the top right of the course card








7





COURSES

- Along with viewing courses on your Dashboard you can view all of your courses by clicking on “Courses”
- Choose which courses you want to see on your Dashboard by marking them with a star
- To customize your Course List visit - <https://community.canvaslms.com/docs/DOC-10570>





8






CHANGING NOTIFICATIONS

- Notification changes in CatCourses can easily be made
 - Select Account > Notifications from the Navigation Bar
- *Important Note:* It is recommended you always keep Announcements and Conversation Message notifications set to “Notify me right away”. Many instructors use these tools to deliver important class information.
 - For more information on notification preferences, visit - <https://community.canvaslms.com/docs/DOC-10624-how-do-i-set-my-canvas-notification-preferences-as-a-student>




9






YOUR ORIENTATION CATCOURSE SITE

- Your Orientation CatCourse site will use three main components:
 1. Modules - Organizes course content into groups (aka, “Modules”) to help you navigate the content in a curated order
 2. Pages & Assignments - “Assignments” and pages will be used interchangeably on your Orientation CatCourse site and will display information and resources
 3. Discussions - Your Orientation Leaders will interact with you through several Discussions
 - Do not share personal or private information you are not comfortable with your fellow students viewing




10






WHERE DO I START?

- There are six Modules on your Orientation CatCourse site, however, you must complete the first Module, “Welcome to Your Orientation CatCourses Site!”, by visiting each of the pages before you can unlock several other Modules
- Please note, some content will display on specific dates (e.g. Orientation Meet-Up color group pages)




11

GETTING MORE HELP

- If you require additional assistance with how to navigate CatCourses you can visit:
 - CatCourses Student Guide - <https://community.canvaslms.com/docs/DOC-10701>
 - Office of Information Technology Student Tutorials - <https://it.ucmerced.edu/catcourses-student-tutorials>
- Alternatively, you can select the “Help” option in the Navigation Bar to access several support options



12